



Learn to Read the Quran: An Online Meetup for Beginners






Learning Goals

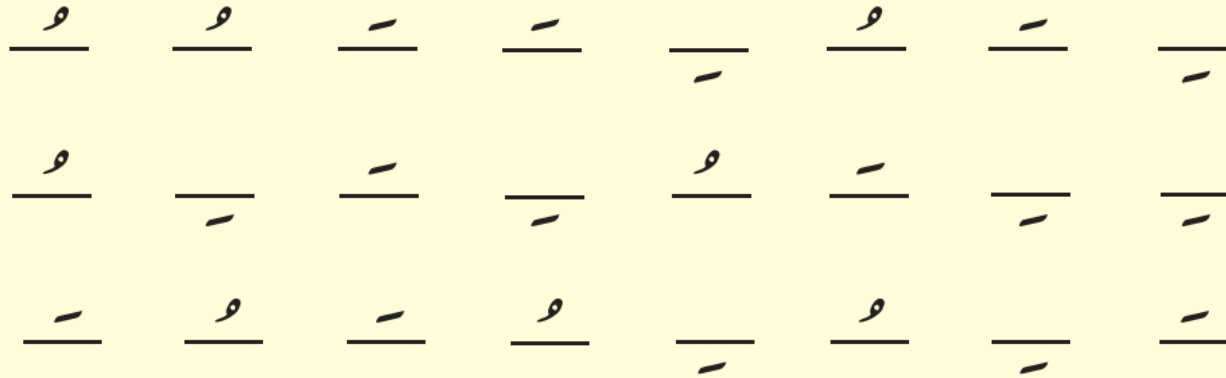
- Basic Strokes
- Reading Letters with Fathah
- Reading Letters with Kasrah
- Reading Letters with Dammah
- Reading Exercise: Basic Strokes



Basic Strokes

Given below there are strokes of three different kinds:

- I. Fathah  which is a stroke above the line.
- ii. Kasrah  which is a stroke below the line.
- iii. Dammah  which is a rounded stroke above the line.





Reading Letters with Kasrah

In this lesson the pupil learns what sound a letter produces when it is given the sign of *Kasrah* —

(**Note:-** Example in *Kasrah* have purposely been given before those of *Fathah*)

The sound of بِ is *bi*; تِ is *ti*; لِ is *li*. Here the letters are no more pronounced with their original name. As before, the pupil is required to read in a flow.

بِ تِ ثِ حِ خِ رِ زِ فِ يِ
هِ جِ سِ شِ مِ دِ ذِ قِ لِ لُ
صِ ضِ وِ طِ ظِ نِ عِ غِ اِ



Reading Letters with Fathah

In this lesson the pupil learns what sound a letter produces when it is given the sign of *Fathah* َ .

Example:- The sound of **بَ** is read *ba*; **جَ** is *ja*;

Note:- Some sounds are identical with their alphabetic name such as those of **ب** , **ت** etc.

بَ تَ ثَ حَ خَ رَ زَ فَ يَ
هَ جَ سَ شَ مَ دَ ذَ قَ لَ كَ
صَ ضَ وَ طَ ظَ نَ عَ غَ ءَ آ



Reading Letters with Dammah

In this lesson the pupil learns, what sound a letter produces, when it is given the sign of *Dammah*.

Example:- بُ is read *bu*, حُ is read *hu* and ؤ is read *u*

بُ ثُ ثُ حُ خُ رُ زُ فُ يُ
هُ جُ سُ شُ مُ دُ ذُ قُ لُ كُ
صُ ضُ وُ طُ ظُ نُ عُ غُ ؤُ اُ



Reading Exercise: Basic Strokes

عُ	ع	ح	ح	ح	ح
غُ	غ	خ	خ	خ	خ
قُ	ق	ك	ك	ك	ك
جُ	ج	ش	ش	ش	ش
يُ	ي	ض	ض	ض	ض
لُ	ل	ن	ن	ن	ن
رُ	ر	ط	ط	ط	ط
دُ	د	ت	ت	ت	ت
صُ	ص	س	س	س	س

أ	إ	أ	ه	ه	ه
---	---	---	---	---	---

ز	ز	ظ	ظ	ظ	ظ
ذ	ذ	ث	ث	ث	ث
ف	ف	و	و	و	و
ب	ب	م	م	م	م



References

- Alphabet screenshot was taken from <https://files.alislam.cloud/pdf/Yassarnal-Quran-EN.pdf>
- Alphabet Alif to Kha was taken from https://i.etsystatic.com/53991401/r/il/f08141/6465232381/il_1588xN.6465232381_kk2i.jpg
- Letters in Combination: <https://www.learningquranschool.com/noorani-qaida?q=Urdu&page=1>
- Practice writing Arabic letters: <https://static1.squarespace.com/static/59e7f774ace864dafb7219e9/t/5f46bed25bbec03869a66248/1598471912881/Arabic+Writing+Workbook.pdf>
- Practice writing Arabic letters in combination: <https://www.iqragames.com/arabic-handwriting-practice/>